MAS
MUTFAK AKSESUARLARI

PREMIUM KİLER

1

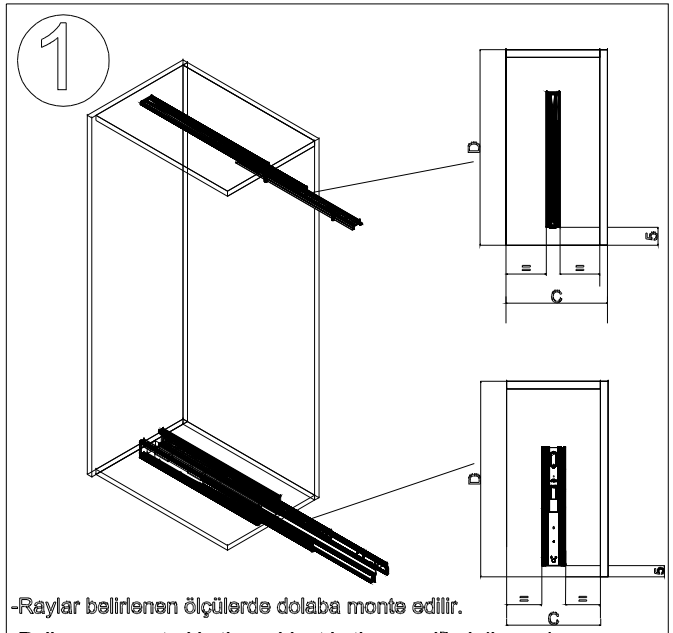

-Raylar belirlenen ölçülerde dolaba monte edilir.
-Rails are mounted in the cabinet in the specified dimensions.

2

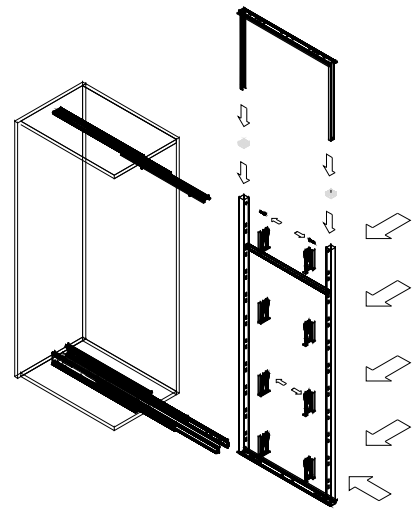

-Bağlantı parçaları ve plastik aparatlar gövdeye yerleştirilir, gövde raya bağlanır.
-Fittings and plastic apparatuses are placed in the body, the body is attached to the rail.

3

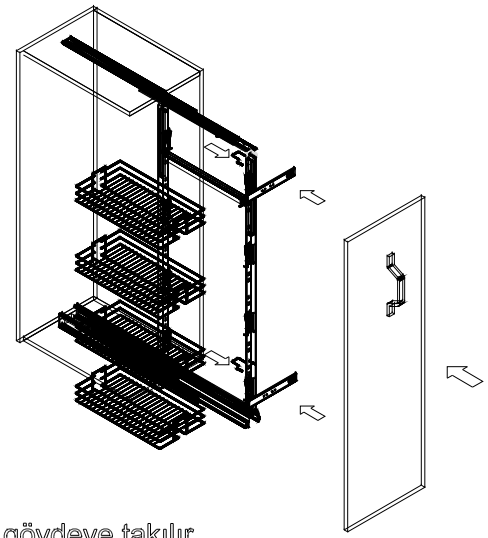

-Sepetler gövdeye takılır.
-Baskets are attached to the body.

4

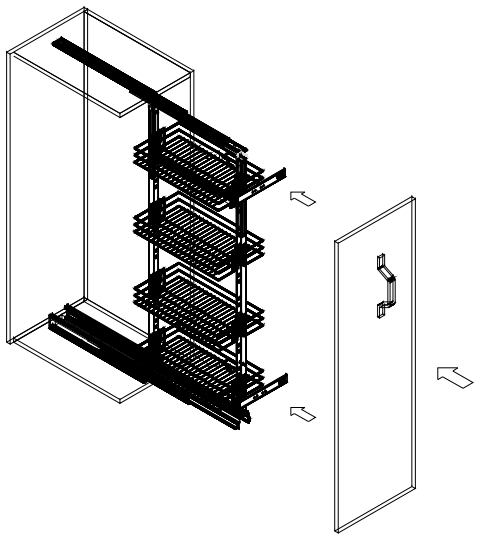

-Kapak bağlantı parçaları ile kapağın montajı yapılır.
-The cover is assembled with the cover fittings.

5

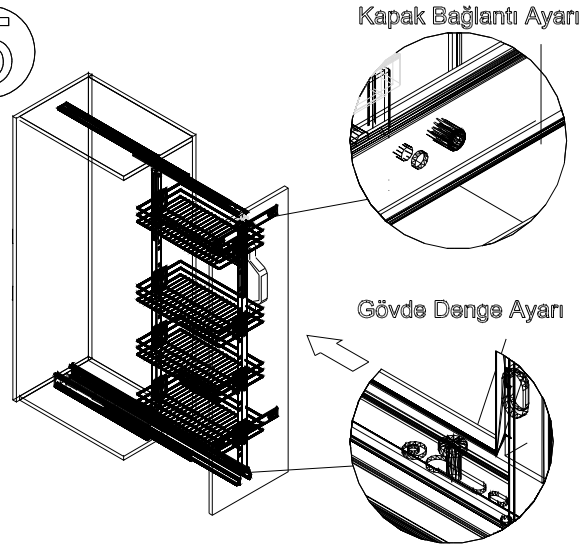

-Kapak bağlantı ayarı ve gövde denge ayarı yapılır.
-Cover connection adjustment and body balance adjustment are made.

6

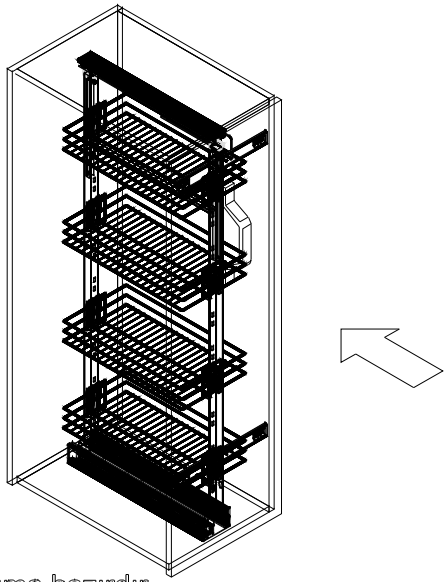

-Ürün kullanıma hazırdır.
-The product is ready for use.